

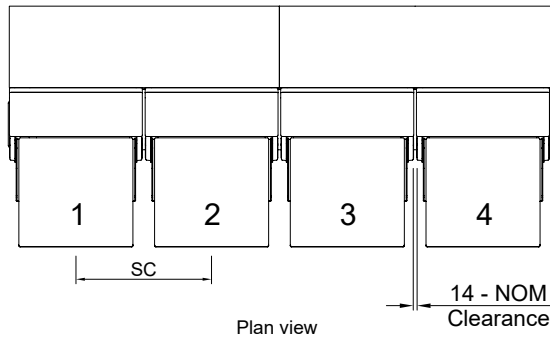
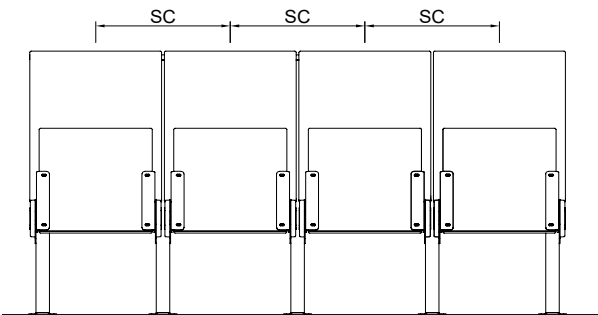
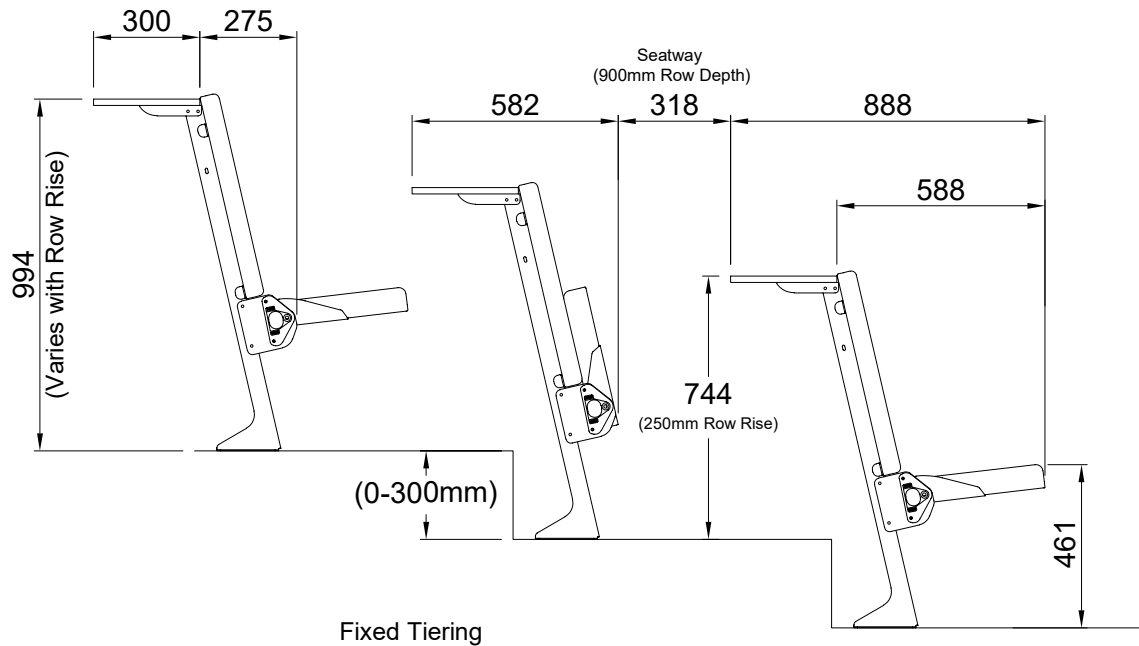
An adaptable seating system for lecture theatres, combining our popular S200 chair with a fixed writing ledge. Designed to be installed in classrooms with flat floors or lecture theatres with raised tiering, this ergonomic product will undoubtedly enhance the learning experience.



FEATURES

- Seat widths from 450mm
- Laminate writing ledge with matching edge banding for durability
- Full-height backrest upholstery for modesty
- Power and data can be incorporated

S200 LTF
Available for Fixed applications



	Seatway
Min Seat Centre (SC)	(450mm - 540mm)
Row rise	(0mm - 300mm)
Row Depth	(900mm - 1000mm)

Strength & Stability

The chair satisfies the requirements of
EN 12727:2000.

Fire Retardancy

The fabric and foam comply with BS 5852:1990 (Source 0, 1,
and 5). Other codes or European Standards can be satisfied
as required.

S200 LTF

Available for Fixed applications