



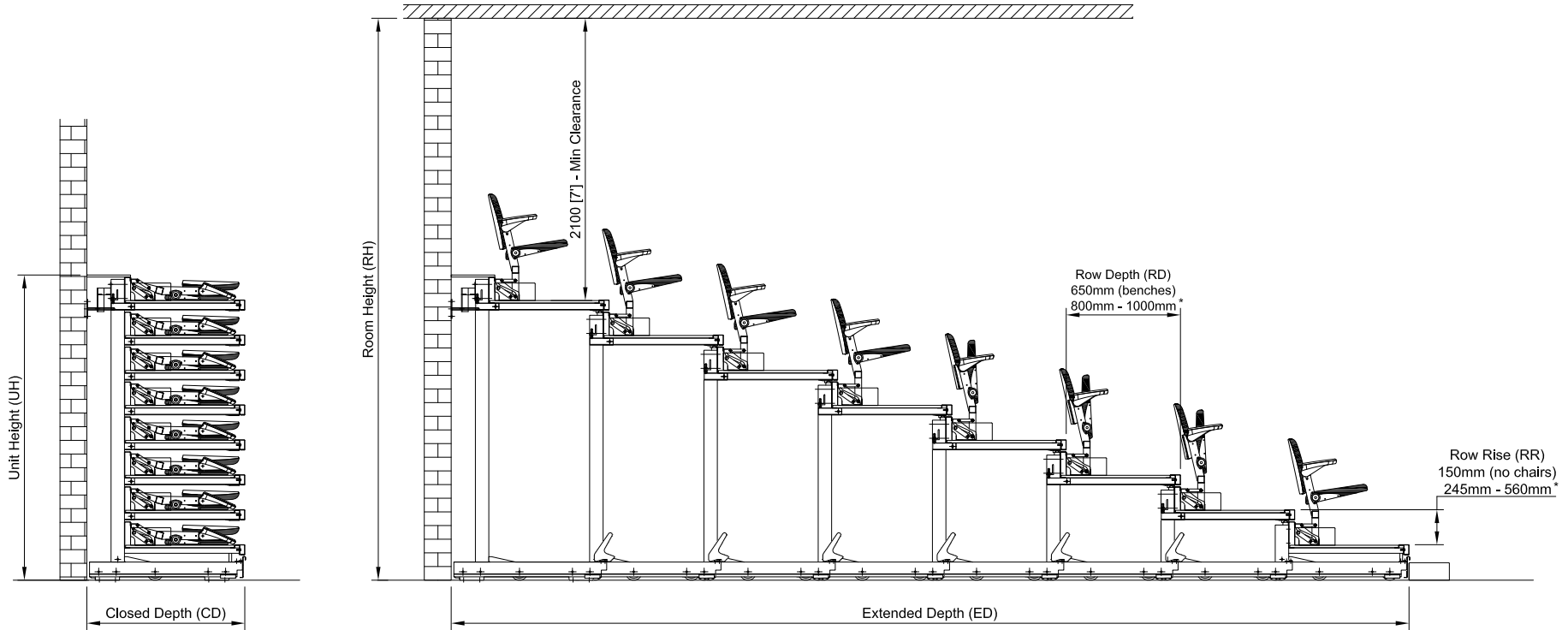
Hussey Seatway TP, retractable platforms feature a distinctive welded design creating a stiffer, solid structure. The platforms can accommodate our comprehensive range of bench and chair models providing a fully integrated solution.

The TP platform systems can be opened and closed manually or by integral power that enables the transformation of empty halls to seated performance venues within minutes.



FEATURES

- Adjustable cantilevers on every row to compensate for any floor deviances
- Parallel guidance system for straight-line operation
- Stiff and dynamically correct under-structure with unique space frame construction methods
- Row to row, parallel and vertical, column interlock
- All metalwork powder coated as standard
- Non-marking polyurethane wheels



Dimension Guide	
RH	(number of rows x row rise) + [7']
UH	(number of rows x row rise) + [7 1/2"]
ED	(number of rows x row depth) + [1'-1"]
CD	Row depth + [1'-1"]
RD	* Custom row depths are available
RR	* Custom row rises are available

Standards & Codes
<p>Strength & Stability Hussey Seatway Chairs and Benches satisfy the requirements of EN 12727:2000.</p> <p>Fire Retardency Hussey Seatway seating fabrics and foams comply with; BS 5852:1990 (Source 0, 1, and 5). BS 7176: 1995 (Direct Test). BS EN 1021 - 1 & 2: 1994. DIN standards & other European Standards can be satisfied as required.</p> <p>Telescopic Platforms Hussey Seatway TP's meet the requirements of BS EN 13200 - 5 'Telescopic Stands'.</p> <p>Disability Provision Hussey Seatway provide seating solutions that address the provisions of the Disability Discrimination Act (DDA 2005).</p>

THIS DRAWING IS THE PROPERTY AND COPYRIGHT OF HUSSEY SEATWAY LTD. COPYRIGHT OR REPRODUCTION WITHOUT WRITTEN PERMISSION IS PROHIBITED. ©2024